



Infinity Air Winches

2,000–10,000 kg (4,400–22,000 lb)



When Tough Just Isn't Enough

Infinity Winches 2,000–10,000 kg (4,400–22,000 lb)

Since 1924, Ingersoll Rand has built extremely durable and reliable winches and hoists. Designed with premium features and built using rugged cast iron and steel, Ingersoll Rand doesn't take shortcuts and never uses inferior components. Ingersoll Rand Infinity Winches are the workhorse winches of the Ingersoll Rand winch line. They have all the features you need and none you don't to get the job done. Ingersoll Rand winches are the gold standard. They are often copied but never equaled. Trusted by oilmen, offshore workers, miners and heavy construction crews around the globe, you can count on Ingersoll Rand winches to get the job done.



Infinity Winch Features:

- **Rugged all steel construction** for extreme durability
- **Powerful radial piston air motor** provides high torque and precise spotting control
- **Gearbox-in-drum design** reduces size and helps the winch fit in compact applications
- **Lift to Shift variable speed lever** for precise control and built-in safety
 - **Easily customizable** with many options including cold weather and type approvals
- **Individually load tested** before shipment and delivered with manufacturer's test certificate for quality assurance
- **Easily configured to meet worldwide standards** including ANSI/ASME B30.7, CE and FEM Classification 1 Bm or M5 (for -CE models) or other 3rd party type approvals
- **Built using nearly a century of experience** and constructed in advanced manufacturing facilities with ISO 9001 quality levels



Offshore



Onshore




Heavy
Construction



Marine




Ship Building



Infinity FA2i Air Winches

2,000 kg (4,400 lb)

Ingersoll Rand Infinity FA2i air winches set the standard in winch technology with premium features and options. Designed to handle 2 tons or less the FA2i winch packs a powerful radial piston air motor into a compact size. Count on the Infinity FA2i winch when you need reliable power in a space saving design.



Ideal for:



Onshore



Offshore



Marine

Lifting Ratings at 5:1 design factor and performance at 6.3 bar (90) psi at air inlet when winch is operating

Model	Line Pull Capacity			Lifting Speed at Top Layer ⁽¹⁾	Air Consumption with Rated Load	Air Volume Needed to Move Rated Load at Top Layer	Sound Level as per EN 14492-1	Drum Capacity		Net Weight
	First Layer kg (lb)	Mid Drum kg (lb)	Top Layer kg (lb)					Rope Length m (ft)	Rope Diameter mm (in)	
FA2i-12**1	2,980 (6,600)	2,490 (5,500)	2,000 (4,400)	16 (51)	8 (280)	1.5 (54.9)	87	210 (702)	13 (1/2)	386 (850)
FA2i-16**1	2,980 (6,600)	2,490 (5,500)	2,000 (4,400)	16 (51)	8 (280)	1.5 (54.9)	87	283 (946)	13 (1/2)	386 (850)
FA2i-20**1	2,980 (6,600)	2,490 (5,500)	2,000 (4,400)	16 (51)	8 (280)	1.5 (54.9)	87	356 (1,190)	13 (1/2)	386 (850)
FA2i-24**1	2,980 (6,600)	2,490 (5,500)	2,000 (4,400)	16 (51)	8 (280)	1.5 (54.9)	87	429 (1,434)	13 (1/2)	386 (850)

⁽¹⁾ Top layer speed is based on rated capacity

Infinity FA2.5i Air Winches

2,270 kg (5,000 lb)

Ingersoll Rand FA2.5i Infinity winches come with heavy duty radial piston motors and fabricated steel frames for durability in all conditions. They are available with multiple options to suit your needs.

Lift-to-Shift variable speed lever provides precise control and built-in safety

Adjustable drum guard— optional but recommended for all applications (standard with -CE option)

Minimum 18:1 drum diameter to wire rope diameter

Lifting lugs designed for lifting weight of winch plus full drum of wire rope

Radial piston air motor provides reliable power with adjustable speed for any use

Gearbox-in-drum design reduces size and helps the winch fit in compact applications

Fabricated steel frame provides maximum durability

Ideal for:



Onshore



Offshore



Marine

Lifting Ratings at 5:1 design factor and performance at 6.3 bar (90) psi at air inlet when winch is operating										
Model	Line Pull Capacity			Lifting Speed at Top Layer ⁽¹⁾ m/min (fpm)	Air Consumption with Rated Load m ³ /min (ft ³ /min)	Air Volume Needed to Move Rated Load at Top Layer 3 m (10 ft)	Sound Level as per EN 14492-1 dB(A)	Drum Capacity		Net Weight kg (lb)
	First Layer kg (lb)	Mid Drum kg (lb)	Top Layer kg (lb)					Rope Length m (ft)	Rope Diameter mm (in)	
FA2.5i-8	3,440 (7,600)	2,855 (6,300)	2,270 (5,000)	40 (132)	20 (700)	1.5 (53)	97	80 (265)	16 (5/8)	481 (1,061)
FA2.5i-12	3,440 (7,600)	2,855 (6,300)	2,270 (5,000)	40 (132)	20 (700)	1.5 (53)	97	124 (410)	16 (5/8)	481 (1,061)
FA2.5i-16	3,440 (7,600)	2,855 (6,300)	2,270 (5,000)	40 (132)	20 (700)	1.5 (53)	97	167 (554)	16 (5/8)	481 (1,061)
FA2.5i-20	3,440 (7,600)	2,855 (6,300)	2,270 (5,000)	40 (132)	20 (700)	1.5 (53)	97	211 (698)	16 (5/8)	481 (1,061)
FA2.5i-24	3,440 (7,600)	2,855 (6,300)	2,270 (5,000)	40 (132)	20 (700)	1.5 (53)	97	255 (842)	16 (5/8)	481 (1,061)

⁽¹⁾ Top layer speed is based on rated capacity

Infinity FA5i Air Winches

5,000 kg (11,000 lb)

Ingersoll Rand Infinity FA5i winches include the features you need for extreme durability in harsh conditions. With an all steel frame and powerful piston air motor the Infinity FA5i winch can lift up to 5,000 kg (11,000 lbs) no matter where that power is needed.



Lifting Ratings at 5:1 design factor and performance at 6.3 bar (90) psi at air inlet when winch is operating


Model	Line Pull Capacity			Lifting Speed at Top Layer ⁽¹⁾ m/min (fpm)	Air Consumption with Rated Load m ³ /min (ft ³ /min)	Air Volume Needed to Move Rated Load at Top Layer 3 m (10 ft)	Sound Level as per EN 14492-1 dB(A)	Drum Capacity		Net Weight kg (lb)
	First Layer kg (lb)	Mid Drum kg (lb)	Top Layer kg (lb)					Rope Length m (ft)	Rope Diameter mm (in)	
FA5i-16**1	7,620 (16,800)	6,310 (13,900)	5,000 (11,000)	16 (54)	20 (700)	3.8 (129.6)	97	259 (883)	20 (3/4)	849 (1,872)
FA5i-20**1	7,620 (16,800)	6,310 (13,900)	5,000 (11,000)	16 (54)	20 (700)	3.8 (129.6)	97	327 (1,114)	20 (3/4)	849 (1,872)
FA5i-24**1	7,620 (16,800)	6,310 (13,900)	5,000 (11,000)	16 (54)	20 (700)	3.8 (129.6)	97	395 (1,346)	20 (3/4)	849 (1,872)
FA5i-30**1	7,620 (16,800)	6,310 (13,900)	5,000 (11,000)	16 (54)	20 (700)	3.8 (129.6)	97	497 (1,693)	20 (3/4)	849 (1,872)
FA5i-36**1	7,620 (16,800)	6,310 (13,900)	5,000 (11,000)	16 (54)	20 (700)	3.8 (129.6)	97	600 (2,041)	20 (3/4)	849 (1,872)

⁽¹⁾ Top layer speed is based on rated capacity

Infinity FA5Ti Air Winches

3,810 kg (8,400 lb)

Infinity FA5Ti winches have the same powerful radial piston motor, but they feature taller flanges to increase wire rope capacity. Their rugged design and 3,810 kg (8,400 lb) lifting capacity make them ready to take on your most challenging applications.



Ideal for:



Model	Line Pull Capacity			Lifting Speed at Top Layer ⁽¹⁾	Air Consumption with Rated Load	Air Volume Needed to Move Rated Load at Top Layer	Sound Level as per EN 14492-1	Drum Capacity		Net Weight
	First Layer kg (lb)	Mid Drum kg (lb)	Top Layer kg (lb)					Rope Length m (ft)	Rope Diameter mm (in)	
FA5Ti-16**1	7,620 (16,800)	5,710 (12,600)	3,810 (8,400)	21 (70)	20 (700)	2.9 (100.0)	97	496 (1,863)	20 (3/4)	977 (2,153)
FA5Ti-20**1	7,620 (16,800)	5,710 (12,600)	3,810 (8,400)	21 (70)	20 (700)	2.9 (100.0)	97	626 (2,352)	20 (3/4)	977 (2,153)
FA5Ti-24**1	7,620 (16,800)	5,710 (12,600)	3,810 (8,400)	21 (70)	20 (700)	2.9 (100.0)	97	757 (2,841)	20 (3/4)	977 (2,153)
FA5Ti-30**1	7,620 (16,800)	5,710 (12,600)	3,810 (8,400)	21 (70)	20 (700)	2.9 (100.0)	97	952 (3,575)	20 (3/4)	977 (2,153)
FA5Ti-36**1	7,620 (16,800)	5,710 (12,600)	3,810 (8,400)	21 (70)	20 (700)	2.9 (100.0)	97	1,148 (4,308)	20 (3/4)	977 (2,153)

⁽¹⁾ Top layer speed is based on rated capacity

Infinity FA7i Air Winches

7,000 kg (15,400 lb)

Designed to work in difficult environments, Infinity FA7i winches feature a high power radial piston air motor and the capacity to move up to 7,000 kg (15,400 lbs). Their rugged design makes them ready to take on your most challenging applications.

Lift-to-Shift variable speed lever provides precise control and built-in safety

Lifting lugs designed for lifting weight of winch plus full drum of wire rope

Adjustable drum guard—optional but recommended for all applications (standard with –CE option)

Minimum 18:1 drum diameter to wire rope diameter

Radial piston air motor provides reliable power with adjustable speed for any use

Gearbox-in-drum design reduces size and helps the winch fit in compact applications

Fabricated steel frame provides maximum durability

Ideal for:



Onshore



Offshore



Marine

Lifting Ratings at 5:1 design factor and performance at 6.3 bar (90) psi at air inlet when winch is operating

Model	Line Pull Capacity			Lifting Speed at Top Layer ⁽¹⁾	Air Consumption with Rated Load	Air Volume Needed to Move Rated Load at Top Layer	Sound Level as per EN 14492-1	Drum Capacity		Net Weight
	First Layer kg (lb)	Mid Drum kg (lb)	Top Layer kg (lb)					Rope Length m (ft)	Rope Diameter mm (in)	
FA7i-20**1	11,100 (24,500)	9,050 (19,950)	7,000 (15,400)	12 (40)	21 (750)	5.3 (187.5)	97	319 (1,038)	22 (7/8)	1,000 (2,205)
FA7i-24**1	11,100 (24,500)	9,050 (19,950)	7,000 (15,400)	12 (40)	21 (750)	5.3 (187.5)	97	385 (1,256)	22 (7/8)	1,000 (2,205)
FA7i-30**1	11,100 (24,500)	9,050 (19,950)	7,000 (15,400)	12 (40)	21 (750)	5.3 (187.5)	97	485 (1,581)	22 (7/8)	1,000 (2,205)
FA7i-36**1	11,100 (24,500)	9,050 (19,950)	7,000 (15,400)	12 (40)	21 (750)	5.3 (187.5)	97	585 (1,907)	22 (7/8)	1,000 (2,205)
FA7i-42**1	11,100 (24,500)	9,050 (19,950)	7,000 (15,400)	12 (40)	21 (750)	5.3 (187.5)	97	685 (2,233)	22 (7/8)	1,000 (2,205)

⁽¹⁾ Top layer speed is based on rated capacity

Infinity FA7Ti Air Winches

5,720 kg (12,600 lb)

When you need more wire rope capacity, Ingersoll Rand Infinity FA7Ti winches are ready for the challenge. Featuring the same high power, radial piston air motor as our standard FA7i winch, the Ti model allows up to 662 meters (2,160 feet) of wire rope on our standard 24" drum for deeper operations. With a high strength steel frame and offshore tested features, Ingersoll Rand FA7Ti winches are more than tough enough to meet your needs.

Lift and Shift variable speed lever provides precise control and built-in safety

Lifting lugs designed for lifting weight of winch plus full drum of wire rope

Adjustable drum guard—optional but recommended for all applications (standard with –CE option)

Tall flange for increased wire rope capacity

Minimum 18:1 drum diameter to wire rope diameter

Radial piston air motor provides reliable power with adjustable speed for any use

Gearbox-in-drum design reduces size and helps the winch fit in compact applications

Ideal for:



Onshore



Offshore



Marine


Model	Line Pull Capacity			Lifting Speed at Top Layer ⁽¹⁾	Air Consumption with Rated Load	Air Volume Needed to Move Rated Load at Top Layer	Sound Level as per EN 14492-1	Drum Capacity		Net Weight
	First Layer kg (lb)	Mid Drum kg (lb)	Top Layer kg (lb)					Rope Length m (ft)	Rope Diameter mm (in)	
FA7Ti-20**1	11,100 (24,500)	8,410 (18,550)	5,720 (12,600)	15 (48)	21 (750)	4.2 (156.3)	97	548 (1,786)	22 (7/8)	1,059 (2,335)
FA7Ti-24**1	11,100 (24,500)	8,410 (18,550)	5,720 (12,600)	15 (48)	21 (750)	4.2 (156.3)	97	662 (2,160)	22 (7/8)	1,059 (2,335)
FA7Ti-30**1	11,100 (24,500)	8,410 (18,550)	5,720 (12,600)	15 (48)	21 (750)	4.2 (156.3)	97	834 (2,720)	22 (7/8)	1,059 (2,335)
FA7Ti-36**1	11,100 (24,500)	8,410 (18,550)	5,720 (12,600)	15 (48)	21 (750)	4.2 (156.3)	97	1,006 (3,281)	22 (7/8)	1,059 (2,335)
FA7Ti-42**1	11,100 (24,500)	8,410 (18,550)	5,720 (12,600)	15 (48)	21 (750)	4.2 (156.3)	97	1,178 (3,841)	22 (7/8)	1,059 (2,335)

⁽¹⁾ Top layer speed is based on rated capacity

Infinity FA10i Air Winches

10,000 kg (22,000 lb)

With a capacity of 10,000 kg (22,000 lbs), the Ingersoll Rand Infinity FA10i winch is one of the largest and most capable standard winches we offer. Incorporating our powerful radial piston air motor the FA10i winch will move almost any load with ease no matter how tough the environment.




Lifting Ratings at 5:1 design factor and performance at 6.3 bar (90) psi at air inlet when winch is operating										
Model	Line Pull Capacity			Lifting Speed at Top Layer ⁽¹⁾	Air Consumption with Rated Load	Air Volume Needed to Move Rated Load at Top Layer	Sound Level as per EN 14492-1	Drum Capacity		Net Weight
	First Layer kg (lb)	Mid Drum kg (lb)	Top Layer kg (lb)					Rope Length m (ft)	Rope Diameter mm (in)	
FA10i-24**1	16,010 (35,300)	13,005 (28,650)	10,000 (22,000)	7 (23)	23 (800)	9.9 (347.8)	101	376 (1,218)	28 (1-1/8)	1,451 (3,200)
FA10i-30**1	16,010 (35,300)	13,005 (28,650)	10,000 (22,000)	7 (23)	23 (800)	9.9 (347.8)	101	475 (1,537)	28 (1-1/8)	1,451 (3,200)
FA10i-36**1	16,010 (35,300)	13,005 (28,650)	10,000 (22,000)	7 (23)	23 (800)	9.9 (347.8)	101	574 (1,857)	28 (1-1/8)	1,451 (3,200)
FA10i-40**1	16,010 (35,300)	13,005 (28,650)	10,000 (22,000)	7 (23)	23 (800)	9.9 (347.8)	101	640 (2,070)	28 (1-1/8)	1,451 (3,200)

⁽¹⁾ Top layer speed is based on rated capacity


Infinity Guideline/Podline Air Winches

Guideline 1,540 lbs (3,400 lb) Podline 4,630 kg (10,200 lb)

Ingersoll Rand Infinity Guideline/Podline winches are designed for deep water operations. With longer drums and taller flanges these winches hold more wire rope to reach further. Guideline/Podline winches include a winch mounted throttle for precise control. They can be used for unmanned lowering and allow rapid rope overhaul to save time. Built tough for the offshore market, Ingersoll Rand Infinity Podline/Guideline winches are the solution for reliable deepwater operations.



Ideal for:



Lifting Ratings at 5:1 design factor and performance at 6.3 bar (90) psi at air inlet when winch is operating										
Model	Line Pull Capacity			Lifting Speed at Top Layer ⁽¹⁾	Air Consumption with Rated Load	Air Volume Needed to Move Rated Load at Top Layer	Sound Level as per EN 14492-1	Drum Capacity		Net Weight
	First Layer	Mid Drum	Top Layer					Rope Length	Rope Diameter	
	kg (lb)	kg (lb)	kg (lb)	m/min (fpm)	m ³ /min (ft ³ /min)	3 m (10 ft)	dB(A)	m (ft)	mm (in)	kg (lb)
FA7Ti-GL42XK1	3,620 (8,000)	2,580 (5,700)	1,540 (3,400)	48 (159)	21 (750)	1.3 (47.2)	97	2,042 (7,480)	20 (3/4)	1,352 (2,981)
FA7Ti-PL42XK1	10,970 (24,200)	7,800 (17,200)	4,630 (10,200)	18 (60)	21 (750)	3.5 (125.0)	97	4,825 (16,925)	13 (1/2)	1,293 (2,850)

⁽¹⁾ Top layer speed is based on rated capacity

A Tradition of Proven Reliability, Efficiency and Productivity

No matter where you are located, Ingersoll Rand is committed to serving and providing you with the necessary information with regard to our products and services. Our world-wide network of distributors, certified technicians and engineers are a telephone call away — ready to support you with innovative and cost-effective solutions that will keep your business running at peak performance.




Global Parts and Services

Ingersoll Rand winches are built to last in even the harshest conditions. We are committed to helping you keep your operation running, no matter where your facility is located. We offer a full range of parts and accessories. Plus Ingersoll Rand's global network of factory trained and authorized technicians can install, repair, test and maintain any winch. Service capabilities include:

- Load test and recertifications
- System inspections
- Equipment refurbishments
- Installation and start-up assistance
- Inspector and operator training
- Service and repair

Special Orders



Ingersoll Rand can provide customized solutions for your application. Whether you need to move specialized or high capacity loads or have custom control requirements, we can build the right solution for you. Ingersoll Rand's global account management team, dedicated project managers and engineering teams are focused exclusively on high capacity hoists and winches. From evaluation to installation and beyond, contact us to build your custom solution today.

- Design for custom capacities
- Custom control systems
- Custom product modifications
- Witness testing and complete certification to most global standards
- Full engineering capabilities including data packages and CAD drawings
- Global Account Management and dedicated project management teams
- Onsite services available including presale evaluation, installation and maintenance

For More Information



www.ingersollrandproducts.com/lifting



lifting@irco.com



Ingersoll Rand (NYSE:IR) advances the quality of life by creating comfortable, sustainable and efficient environments. Our people and our family of brands—including Club Car®, Ingersoll Rand®, Thermo King® and Trane®—work together to enhance the quality and comfort of air in homes and buildings; transport and protect food and perishables; and increase industrial productivity and efficiency. We are a \$12 billion global business committed to a world of sustainable progress and enduring results.



www.ingersollrandproducts.com

Distributed by:

Ingersoll Rand, IR, the IR logo are trademarks of Ingersoll Rand, its subsidiaries and/or affiliates. All other trademarks are the property of their respective owners.

Unless otherwise noted this equipment is not designed for transporting people or lifting loads over people. It is the user's responsibility to determine the suitability of this product for any particular use and to check compliance with applicable regulations. Before installation, see maintenance and operations manual for additional warnings and precautions.

Nothing contained on these pages is intended to extend any warranty or representation, expressed or implied, regarding the product described herein. Any such warranties or other terms and conditions of sale of products shall be in accordance with Ingersoll Rand's standard terms and conditions of sale for such products, which are available upon request.

Product improvement is a continuing goal at Ingersoll Rand. Designs and specifications are subject to change without notice or obligation.